
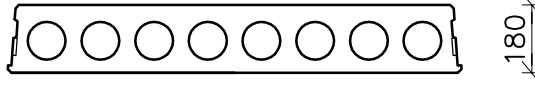


Tværsnit


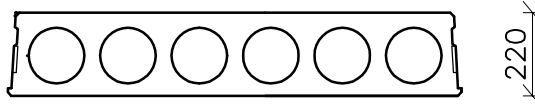
Endesnit

Modulmål = 1200  
 Formmål = 1197±3


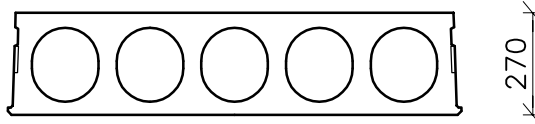
EX18 354 kg/m  
 295 kg/m<sup>2</sup>




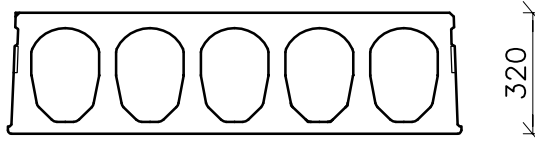
EX22 371 kg/m  
 309 kg/m<sup>2</sup>



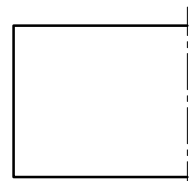
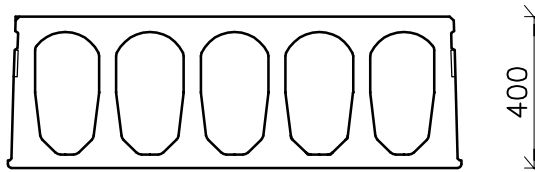
EX27 423 kg/m  
 353 kg/m<sup>2</sup>



EX32 454 kg/m  
 378 kg/m<sup>2</sup>



EX40 534 kg/m  
 445 kg/m<sup>2</sup>



jj\_05.01.08 09.55 EXT\_1080-01\_snit\_EX18-40.dwg

**Spæncom**  
**Standard**

EX		EXT	
Snit i EX 18, 22, 27, 32, 40		1080	
Tegn.dato: 14.09.07	Tegn. JJ / Godk. LAR	Rev. Dato	Tegn. / Godk.

1
---